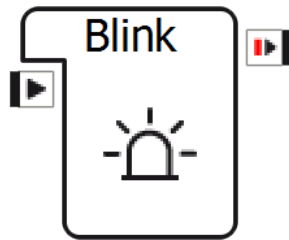


# REFERENCE

## EYE LEDs

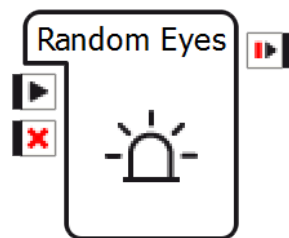
### BLINK BOX

This box makes all of the LEDs in Nao's eyes blink once. This makes it look as if Nao is blinking!



### RANDOM EYES BOX

This box makes the color of Nao's eyes change randomly.



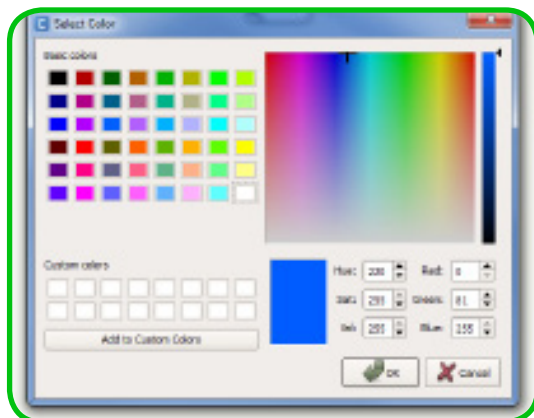
### EYE LEDs Box

This box lets you set the color of Nao's eyes for a certain amount of time.



Change the time by clicking the wrench and setting the time parameter.

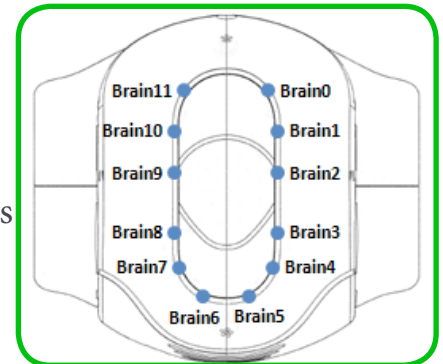
Change the color by double clicking the box, then clicking the color swatch in the color edit box and selecting a color.



## NAO'S LEDs

### BRAIN

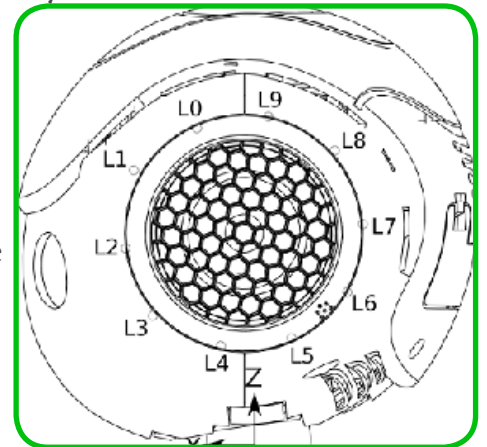
Nao has 12 LEDs around his head sensor. These LEDs are always blue.



Fun Fact! LED stands for Light Emitting Diode.

### EARS

Nao has eight LEDs around each ear. These LEDs are also always blue. The LEDs are used as a progress bar when Nao is powering on to let you know how much longer you have to wait!



### EYES

Nao has eight LEDs around each eye. These LEDs are Red Green Blue (or RGB) LEDs. This means that they can be any color you want by combining these three colors.

